



FACT BOOK

2020

— SINCE 1964 —

RICHMOND
COMMUNITY COLLEGE

Office of Institutional Effectiveness & Improvement



Table of Contents

Governance – Board of Trustees and Administration	1
Accreditations and Certifications	2
History	4
Mission Statement, Vision, and Value Statement	6
Curriculum Program Chronology	7
Curriculum Programs	11
Curriculum Tuition and Fees/Student Clubs	14
Curriculum Student Demographics	15
Curriculum Headcount and FTE	16
Curriculum Enrollment by Class Location	17
Curriculum Online Programs	18
Curriculum Enrollment by Program	19
Curriculum Graduates by Program	20
Curriculum Retention and Graduation Rate	23
Performance Measures and Perkins Core Indicators	24
Career and Transfer	25
Workforce and Economic Development (WED) Programs	26
WED Student Demographics	29
WED Headcount	30
WED FTE/Adult High School and High School Equivalency Completions	31
Faculty and Staff Profile	32
Revenues and Expenditures	33
Grants and Foundation	34
Facilities	35

GENERAL INFORMATION

Governance

Board of Trustees

Claudia S. Robinette, Chair
Charles Dean Nichols, Jr., Vice-Chair

Jerry L. Austin, Jr.
Richard G. Buckner
Melanie J. Carroll
Dr. Al H. Covington
Robert C. Davis
Jennifer S. Greene
Dr. Walter T. Jackson III
Joe C. Kindley
Malcolm McLester
Evonne Moore
Willa C. Spivey
Dr. John S. Stevenson

Ex officio: SGA President

Administration

President: Dr. William D. McInnis

Executive Vice President for Administrative Services & CFO: Brent Barbee
Vice President for Instruction: Kevin Parsons
Vice President for Student Services: Sharon Goodman
Associate Vice President of Development: Dr. William H. Shuler
Associate Vice President of Marketing & Strategic Planning: Sheri Dunn-Ramsay

Dean of Adult Education and Immured Programs: John Kester
Dean of Allied Health and Human Services: Janet Sims
Dean of Applied Sciences and Engineering: Devon Hall
Dean of Arts and Sciences: Lee Ballenger

ACCREDITATIONS and CERTIFICATIONS

Richmond Community College is accredited by the Southern Association of Colleges and Schools Commission on Colleges to award associate in applied sciences, associate degrees, diplomas, and certificates. Contact the Southern Association of Colleges and Schools Commission on Colleges at 1866 Southern Lane, Decatur, Georgia 30033-4097 or call 404-679-4500 for questions about the accreditation of Richmond Community College.

Curriculum Programs and Courses

Associate Degree Nursing program and Practical Nursing programs are approved by the North Carolina Board of Nursing.

Criminal Justice Technology program is certified as meeting the educational and program requirements of the North Carolina Criminal Justice Education and Training Standards Commission.

Mechanical Engineering Technology program is certified by the American Drafting and Design Association at the Design Drafter level.

Medical Assisting Technology program is accredited by the Commission on Accreditation of Allied Health Education Programs (www.caahep.org) upon the recommendation of the Medical Assisting Education Review Board (MAERB) Commission on Accreditation of Allied Health Education Programs.

Nurse Aide I course is approved by North Carolina Department of Health and Human Services.

Nurse Aide II course is approved by North Carolina Board of Nursing.

WED Programs and Courses

Basic Law Enforcement Training program is certified by the North Carolina Criminal Justice Training Standards Commission.

Alive @25 course is certified by Safety and Health Council of North Carolina.

Department of Social Service Income Maintenance Case Worker Phase I and II courses are certified by North Carolina Department of Health and Human Services.

Detention Certificate course is certified by the North Carolina Sheriff's Education and Training Standards Commission.

EKG Technician course is certified by National Health Career Association.

Electrical courses are certified by North Carolina Board of Examiners of Electrical Contractors.

Electric Lineman program is a member of The Carolinas Energy Workforce Consortium.

Electronic Health Records courses are certified by National Health Career Association.

Emergency Medical Service courses are approved by Office of Emergency Medical Services (OEMS)

Fire Protection courses are certified by North Carolina Fire and Rescue Commission.

Medical Billing and Coding courses are certified by National Health Career Association.

Medication Administration courses are approved by North Carolina Board of Nursing.

Motor Vehicle Dealer License Renewal approved by the North Carolina Division of Motor Vehicles.

National Center for Construction Education and Research (NCCER) Electrical courses are certified by NCCER.

NCCER Heating, Ventilation and Air Conditioning courses are certified by NCCER.

NCCER Plumbing courses are certified by NCCER.

Nurse Aide I course is approved by North Carolina Department of Health and Human Services.

Nurse Aide Refresher course is approved by North Carolina Department of Health and Human Services.

Real Estate Pre-Licensing course is approved by the North Carolina Real Estate Commission.

Vehicle Safety Inspection course is approved by the North Carolina Division of Motor Vehicles.

HISTORY

Richmond Community College

Chartered in 1964 by the North Carolina Department of Community Colleges, Richmond Technical Institute (RTI) was established to serve the citizens of Richmond and Scotland Counties. RTI provided a wide range of technical, vocational, and continuing education programs. Beginning with the Lee Building in 1967 and the Lindsey-Petris Building in 1971, the main campus was established in Hamlet, with auxiliary sites located throughout the service area.

The next step in the institution's evolution occurred in 1980, when Richmond Technical Institute became Richmond Technical College. This name change was more than symbolic, as it indicated the emerging institution's academic direction and mission. In 1981, the college acquired the James Nursing Building in Hamlet as home of the growing nursing program and continued the expansion of main campus facilities for new credit programs.

In 1987, Richmond Technical College was approved by the North Carolina General Assembly to become Richmond Community College (RCC), allowing for college transfer programs to be offered. As its mission became more comprehensive, the college expanded to better serve its communities. A learning resources center and a technology center were built on the main campus, while two buildings were acquired in Laurinburg to meet the needs of Scotland County. The focus of RCC's mission on community service was reinforced with the 1999 completion of the Cole Auditorium, which allowed the college to bring performing arts and cultural events to the service area. Increased demand for area healthcare professionals spurred the need for the Grimsley Health Science Building. This facility, built in 2006, allowed the college's large Basic Skills program to be relocated to the James Building.

An increased demand for programs in Scotland County prompted the construction of the F. Dianne Honeycutt Center in downtown Laurinburg. The facility, opened in 2010, is a multipurpose campus housing a variety of curriculum and workforce and economic development classes.

The latest addition to the RCC's main campus was the expansion and renovation of the John E. Forte Building in 2014. This state-of-the-art facility is home to the college's engineering, welding and machining programs. Part of these renovations also included updates to the Forte Annex building, which houses classrooms for the Electric Utility Substation and Relay Technology program and a working substation. RCC was the first college or university in the nation to offer a two-year degree program that prepares students for relay technician jobs in the utility industry.

In 2015, the college initiated a move to abbreviate its name to "RichmondCC" in order to distinguish itself from the many other "RCC" institutions within the N.C. Community College System.

In 2017, the N.C. State Board of Community Colleges approved RichmondCC's application for multi-campus status in Laurinburg. The College will incorporate two adjacent facilities to the Honeycutt Center to accommodate the expanded programming and services offered in Scotland County.

In 2018, the college held a “wall breaking” ceremony in downtown Rockingham for the Kenneth and Claudia Robinette Building, housing the Leon Levine School of Business and Information Technology. The Robinette Building will replace what has been historically known as the R.W. Goodman Building on the corner of Franklin and South Hancock streets. Construction is expected to be completed by Fall Semester 2019.

Also in 2018, the college began offering the Electric Lineman program through the Workforce & Economic Development division, bringing short-term training for high-demand careers in the electric power industry to the region.

In 2019, RichmondCC broke ground on renovations to the front of the Lee Building, creating new space for Financial Aid, Student Services and the Career & Transfer Center. The new entrance to the Lee Building will serve as a one-stop shop for students and visitors to the campus. The College also began construction on a student cafeteria, which will be added to the Student Lounge area of the Lindsey-Petris Building overlooking the lake.

Also in 2019, the College held an open house for the newly expanded Scotland County Campus that includes three buildings: the Honeycutt Center, the Morgan Center and the Covington Street Building. The Scotland Early College High School was moved to the Covington Street Building, and an Industrial Mechanics classroom was created in the Morgan Center.

Richmond Community College Presidents

Dr. Samuel D. Morgan (1964 – 1969)
Joseph H. Nanney (1970 – 1977)
Dr. R. Kenneth Melvin (1977 – 1985)
Joseph W. Grimsley (1985 – 2001)
Dr. F. Diane Honeycutt (2001 - 2008)
Dr. Sharon E. Morrissey (2008 – 2010)
Dr. William D. McInnis (2010 – present)

Richmond Community College Board of Trustee Chairs

Hugh A. Lee (1964 – 2014)
Claudia S. Robinette (2014 – present)

MISSION STATEMENT

Richmond Community College's mission is to offer educational opportunities, cultural enrichment, and workforce development and training that will enhance the quality of students' lives and support economic development in Richmond and Scotland counties.

VISION

Through the talent and dedication of our employees, we will be the premiere community college in North Carolina. We will set the gold standard for student learning and services, driving the engine of economic development for Richmond and Scotland counties.

VALUE STATEMENT

Richmond Community College values above all else:

- Our Students
- Our Employees
- Our Community

Our values are:

- **INTEGRITY** - Fairness and Honesty in All We Do
- **LEADERSHIP** - Inspiring Others to Succeed
- **DIVERSITY** - Of People and Ideas
- **TEAMWORK** - Achieving Our Goals Together
- **INNOVATION** - Never Settling for What Is
- **PERSEVERANCE** - Continuously Striving and Overcoming Adversity
- **EXCELLENCE** - Doing Our Best to Be the Best
- **ACCOUNTABILITY** - Ownership of Performance and Results

COLLEGE WEB SITE AND SOCIAL MEDIA

RichmondCC web site: <http://richmondcc.edu/>

RichmondCC Facebook: <https://www.facebook.com/richmondccedu>

RichmondCC Instagram: <https://www.instagram.com/richmondccedu/>

RichmondCC Twitter: <https://twitter.com/richmondccedu>

CURRICULUM PROGRAM CHRONOLOGY (1966-1967 ~ 2019-2020)

- 1965** Practical Nursing (terminated 1995 and reinstated 2005)
- 1966** Business Administration
- Drafting and Design Technology (replaced by Mechanical Technology 1970, replaced by Mechanical Drafting and Design Technology 1984, and replaced by Mechanical Engineering Technology 1987)
- Electronic Data Processing-Business (replaced by Business Computer Programming 1984, replaced by Micro Computer Systems Technology 1993, replaced by Information Systems 1997, replaced by Computer Information Technology 2006, and replaced by Information Technology 2016)
- Electronics Technology (replaced by Electronics Engineering Technology 1984)
- Engineering and Technical Secretary (terminated 1970)
- Executive Secretary (replaced by Administrative Office Technology 1989, replaced by Office Systems Technology 1996, and replaced by Office Administration 2010)
- Machinist Trade (replaced by Machinist 1984, replaced by Machining Technology 1997, and replaced by Computer-Integrated Machining 2011)
- 1967** Architectural Drafting (terminated 1991)
- Automotive Mechanics (terminated 1989)
- Radio and Television Servicing (terminated 1974)
- 1968** Manufacturing Technology (replaced by Mechanical Technology-Manufacturing Technology Option 1970, terminated 1974, reinstated as Manufacturing Technology 2001, and terminated 2007)
- 1970** General Office Technology (terminated 1986)
- Vending Machine Maintenance (terminated 1991)

1971 Nurse Assistant (terminated 1978, reinstated as Nursing Assistant 1999, and replaced by Therapeutic and Diagnostic Services: Nurse Aide 2015)

Industrial Laboratory Assistant (terminated 1976)

Welding Technology (terminated 1993 and reinstated 2009)

1972 General Education (terminated 1991, reinstated 1999, and terminated 2014)

1974 Agricultural Science (terminated 1982)

Electronics Servicing (terminated 1993)

Industrial Maintenance-Electromechanical (replaced by Industrial Maintenance 1984, replaced by Industrial Maintenance Mechanics 1993, replaced by Industrial Maintenance Technology 1997, and replaced by Industrial Systems Technology 2002)

Criminal Justice Technology

1976 Associate Degree Nursing

Carpentry (replaced by Carpentry and Cabinetmaking 1982 and terminated 1987)

Electrical Installation and Maintenance (replaced by Electrical Installation 1993, replaced by Electrical/Electronics Technology 1997, and replaced by Electrical systems Technology 2014)

Masonry (terminated 1989)

1978 Automotive Transportation Maintenance (terminated 1980)

1979 Accounting (replaced by Accounting and Finance 2018)

1980 Cosmetology (terminated 1980)

1981 Air Conditioning, Heating and Refrigeration Technology (terminated 1987 and reinstated 2010)

- General Office Technical Specialty (terminated 1991)
- 1986** General Occupational Technology (terminated 2014)
- Human Services Technology
- 1987** Associate in Arts
- Associate in Science
- 1993** Industrial Electronics (terminated 1997)
- Industrial Production Operations (terminated 1997)
- 1997** Early Childhood Associate (replaced by Early Childhood Education 2008)
- Food Service Technology-Prison Only (terminated 2011)
- 1998** Computer Engineering Technology
- Medical Assisting Technology
- 1999** Information Systems/Network Administration and Support (replaced by Networking Technology 2006 and terminated 2010)
- 2001** Associate in Fine Arts (terminated 2004)
- Industrial Maintenance Technology (replaced by Industrial Systems Technology 2002)
- 2002** Internet Technologies (replaced by Web Technologies 2006 and terminated 2010)
- 2004** Healthcare Management Technology
- 2005** Infant/Toddler Care
- 2006** Lateral Entry (Terminated 2017)
- 2008** Biotechnology (collaborative) (terminated 2010)

- Global Logistics Technology (collaborative) (terminated 2012)
- 2009** Entrepreneurship (realigned in Business Administration)
- 2010** Air Conditioning, Heating, and Refrigeration Technology
- School Age Education (terminated 2017)
- 2011** Electric Utility Substation and Relay Technology
- Health Information Technology
- Healthcare Business Informatics (terminated 2017)
- 2014** Dialysis Technology
- Mechatronics Engineering Technology
- 2016** Associate in Engineering
- Nonprofit Leadership and Management (terminated 2018)
- School-Age Care
- 2017** Early Childhood Administration
- Early Childhood Preschool
- 2018** Associate in Fine Arts in Visual Arts

CURRICULUM PROGRAMS (2019-20)

University Transfer Programs

<u>Program Title</u>	<u>Program Code</u>	<u>CIP Code</u>
Associate in Arts	A10100	24.0101
Associate in Engineering	A10500	14.0102
Associate in Fine Arts in Visual Arts	A10600	24.0101
Associate in Science	A10400	24.0101

Associate in Applied Science Programs

<u>Program Title</u>	<u>Program Code</u>	<u>CIP Code</u>
Accounting and Finance	A25800	52.0304
Air Conditioning, Heating, and Refrigeration Technology	A35100	47.0201
Associate Degree Nursing	A45110	51.3801
Business Administration: General Business	A25120GB	52.0201
Business Administration: Marketing	A25120MK	52.0201
Business Administration: Public Administration	A25120PA	52.0201
Computer Engineering Technology	A40160	15.1201
Criminal Justice Technology	A55180	43.0104
Early Childhood Education: Career Track	A55220C	13.121
Early Childhood Education: Licensure Transfer Track	A55220L	13.121
Early Childhood Education: Non-Licensure Transfer Track	A55220N	13.121
Electric Utility Substation and Relay Technology	A50510	46.0301
Electronics Engineering Technology	A40200	15.0303
Health Information Technology	A45360	51.0707
Healthcare Management Technology	A25200	51.0705
Human Services Technology	A45380	51.1599
Human Services Technology: Social Services	A4538D	51.1599
Human Services Technology: Substance Abuse	A4538E	51.1501
Industrial Systems Technology	A50240	15.0499
Information Technology: Cyber Security	A25590A	11.0103
Information Technology: Information Technology Support	A25590B	11.0103
Information Technology: Software and Web Development	A25590C	11.0103
Information Technology: Information Technology Support-Healthcare	A25590E	11.0103
Mechanical Engineering Technology	A40320	15.0805
Mechatronics Engineering	A40350	15.0403
Medical Assisting	A45400	51.0801
Office Administration	A25370	52.0204

Diploma Programs

Program Title

Air Conditioning, Heating, and Refrigeration Technology
 Computer-Integrated Machining
 Criminal Justice Technology
 Dialysis Technology
 Early Childhood Education: Special Education
 Electric Utility Transformer Test Specialist
 Electrical Systems Technology
 Industrial Systems Technology
 Information Technology: Cyber Security
 Information Technology: Information Technology Support
 Information Technology: Software and Web Development
 Information Technology: Information Technology Support-
 Healthcare
 Mechanical Engineering Technology
 Practical Nursing
 Therapeutic & Diagnostic Services: Nurse Aide
 Welding Technology

Program Code

D35100
 D50210
 D55180
 D45300
 D55220
 D50510
 D35130
 D50240
 D25590A
 D25590B
 D25590C

 D25590E
 D40320
 D45660
 D45970
 D50420

CIP Code

47.0201
 48.0503
 43.0104
 51.1011
 13.1210
 46.0301
 46.0302
 15.0499
 11.0103
 11.0103
 11.0103

 11.0103
 15.0805
 51.3901
 51.3902
 48.0508

Certificate Programs

Program Title

Accounting and Finance: Accounting Specialist
 Accounting and Finance: Accounting/Bookkeeper
 Accounting and Finance: Payroll Accountant Specialist
 Accounting and Finance: Tax Preparer
 Air Conditioning, Heating, and Refrigeration Technology: Air
 Conditioning
 Air Conditioning, Heating, and Refrigeration Technology:
 Heating
 Business Administration
 Business Administration: Marketing
 Business Administration: Entrepreneurship
 Business Administration: Project Management
 Business Administration: Public Administration
 Computer Engineering Technology
 Computer-Integrated Machining
 Computer-Integrated Machining: Machining Technology
 Criminal Justice Technology: Corrections
 Criminal Justice Technology: Juvenile Justice
 Criminal Justice Technology: Law Enforcement
 Early Childhood Administration
 Early Childhood Education
 Early Childhood Preschool

Program Code

C25800A
 C25800B
 C25800C
 C25800D

 C35100C

 C35100H
 C25120
 C25120MK
 C25120E
 C25120PM
 C25120H
 C40160
 C50210
 C50210M
 C55180C
 C55180J
 C55180L
 C55850
 C55220
 C55860

CIP Code

52.0304
 52.0304
 52.0304
 52.0304

 47.0201

 47.0201
 52.0201
 52.0201
 52.0201
 52.0201
 52.0201
 15.1201
 48.0503
 48.0503
 43.0104
 43.0104
 43.0104
 13.0401
 13.1210
 13.1209

Electric Utility Substation and Relay Technology: Basic Power Systems	C50510	46.0301
Electrical Systems Technology	C35130	46.0302
Electrical Systems Technology: Solar Energy	C35130S	46.0302
Electrical Systems Technology: Low Voltage	C35130V	46.0302
Electronics Engineering Technology: Electronics Technology	C40200	15.0303
Healthcare Management Technology	C25200	51.0705
Human Services Technology: At-Risk Youth Technician	C45380Y	51.1599
Human Services Technology: Social Gerontology	C45380G	51.1599
Human Services Technology: Social Services	C45380SC	51.1599
Human Services Technology: Substance Abuse	C45380SA	51.1599
Industrial Systems Technology	C50240	15.0499
Infant/Toddler Care	C55290	19.0706
Information Technology: Cyber Security Technician	C25590A1	11.0103
Information Technology: Security+ Prep	C25590A2	11.0103
Information Technology: Entry Level Computer Technician	C25590B1	11.0103
Information Technology: A+ Prep	C25590B2	11.0103
Information Technology: Web Development Specialist	C25590C1	11.0103
Information Technology: Computer Programming Specialist	C25590C2	11.0103
Information Technology: Mobile Applications Development Specialist	C25590C3	11.0103
Information Technology: Network Management	C25590D1	11.0103
Information Technology: Network+ Prep	C25590D2	11.0103
Mechanical Engineering Technology: Computer-Aided Drafting	C40320	15.0805
Mechatronics Engineering Technology	C40350	15.0403
Medical Assisting	C45400	51.0801
Office Administration	C25370R	52.0204
Office Administration: Microsoft Office	C25370MS	52.0204
School-Age Care	C55450	13.1202
Therapeutic & Diagnostic Services: Nurse Aide	C45970	51.3902
Welding Technology	C50420	48.0508

2019-2020 Curriculum Tuition and Fees

Tuition: In-state \$76.00 per credit hour
Out-of-state \$268.00 per credit hour

Accident Insurance: \$2.00 per semester

Student Activity Fee: \$18.00 part-time (less than 12 credit hours) per semester
\$25.00 full-time (12 or more credit hours) per semester

Technology Fee: \$15.00

- Of 1,969 traditional students in the 2018-19 academic year, **81%** were awarded a Financial Aid/Scholarship. **69%** were awarded a federal grant, **16%** were awarded a state grant, **15%** were awarded an institutional grant, and **4%** were awarded a non-institutional grant in total of **\$11,376,208**.
- In the 2018-19 academic year, Richmond and Scotland County families saved **\$1,105,800** by taking 14,550 credit hours in high school for free as part of the Career and College Promise Program (Early College and Dual Enrollment).

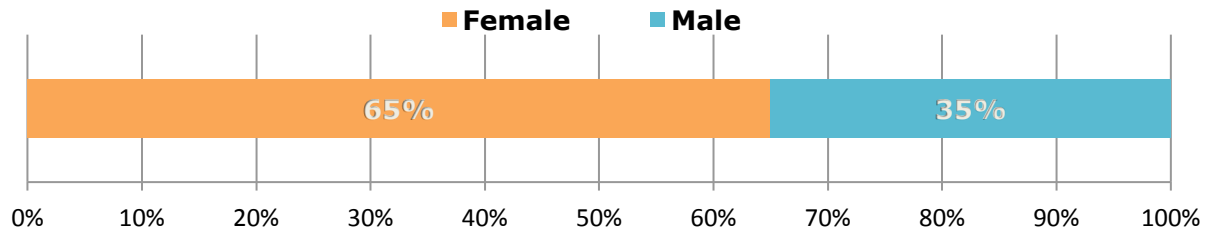
Campus Organizations and Student Clubs

Club	Advisor
Business Club	Kim Parsons
Campus Crusade	Donna Tedder
Chorus	Kimberly Goard
Criminal Justice	Traci Etheridge
Future Leaders Early Childhood	Sheila Regan and Jennifer Murray
HOSA	Robyn Davis
HVAC	Marcus X
Leadership and Mentoring	Christopher Gardner
Phi Theta Kappa	Elgin Emmanuel
SGA	Chris Gardner

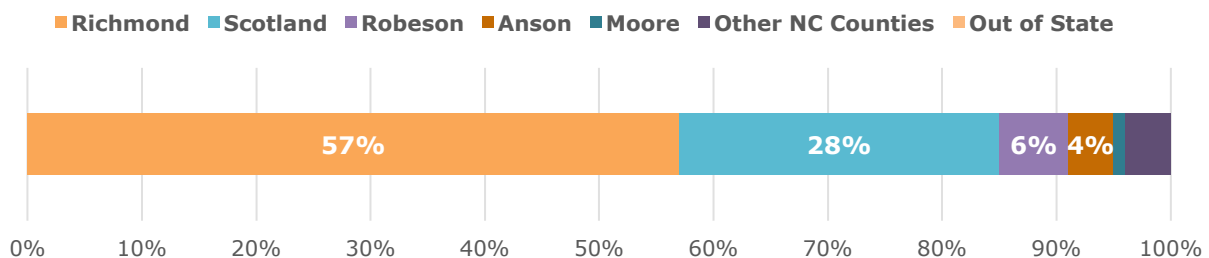
CURRICULUM STUDENT DEMOGRAPHICS

Fall 2019 (2,590 Unduplicated Count)

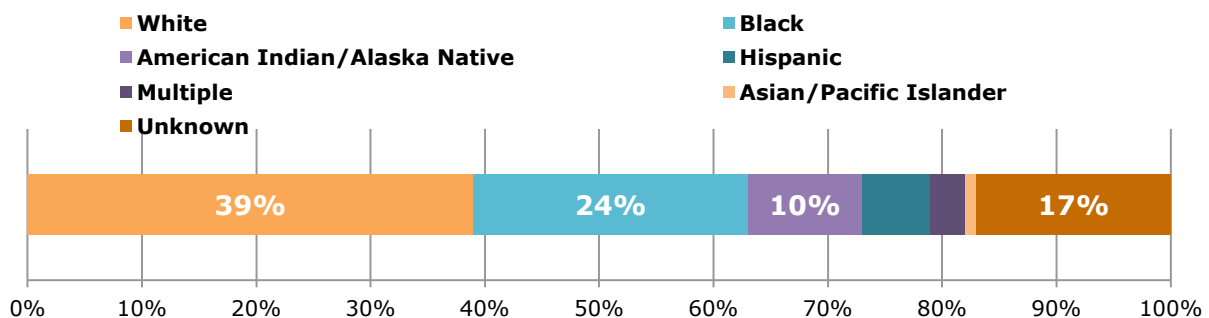
Gender



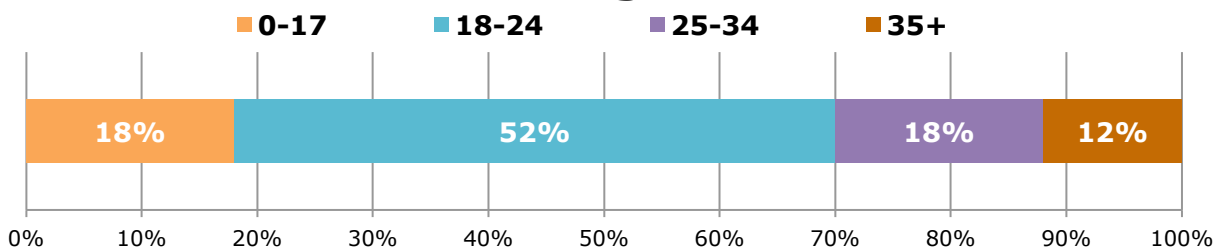
County



Race/Ethnicity

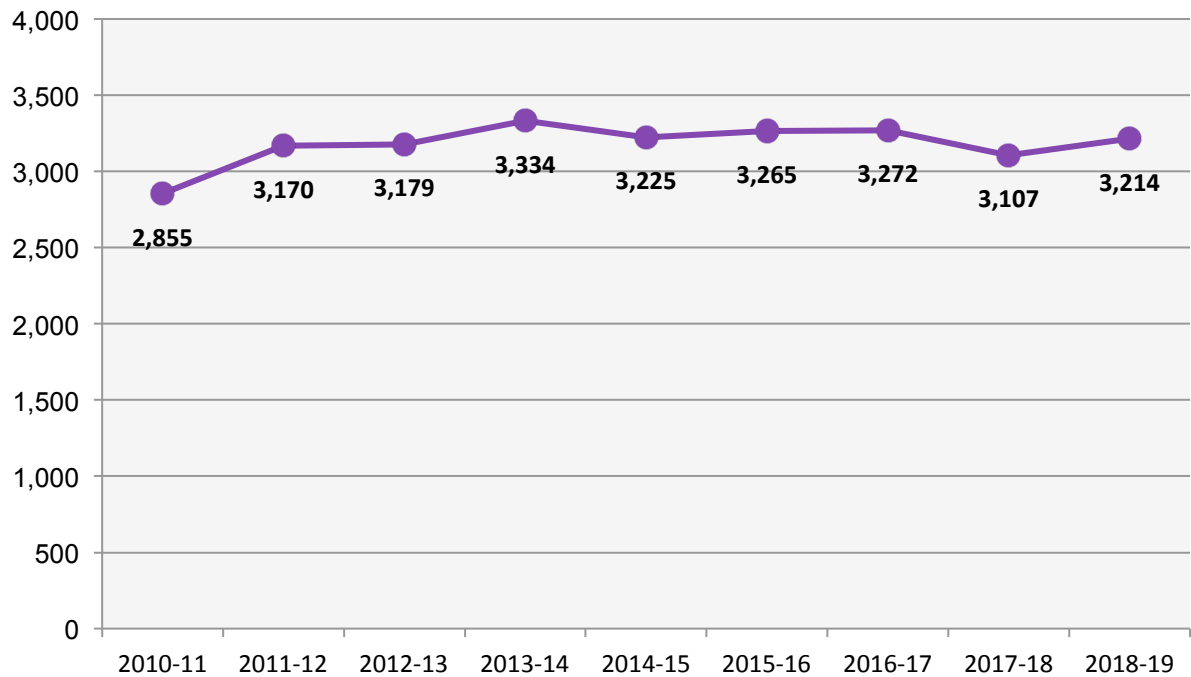


Age



Source: NCCCS Data Warehouse and RichmondCC student database

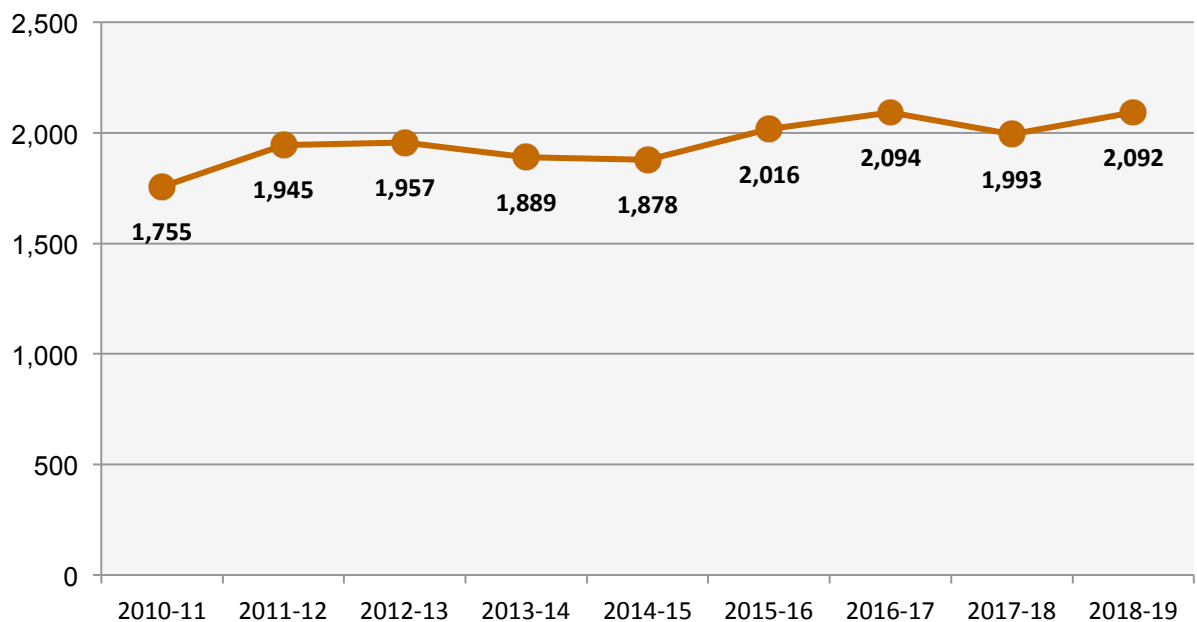
Curriculum Unduplicated Headcount



Source: NCCCS Data Warehouse and RichmondCC student database

Beginning in 2018-19, the system office academic year for enrollment count was changed to "Summer, Fall, and Spring" from "Fall, Spring, and Summer".

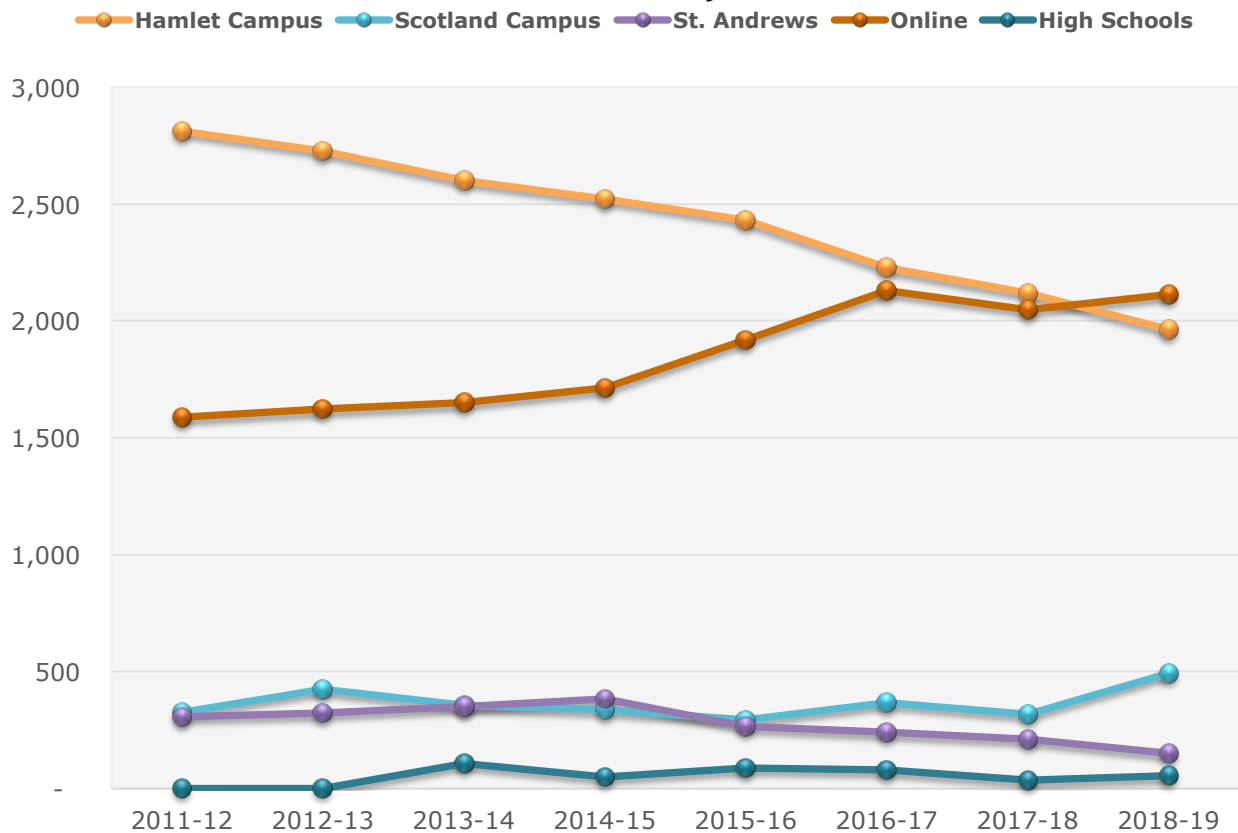
Curriculum Annualized Full-time Equivalent (FTE)



Source: NCCCS Data Warehouse and RichmondCC student database

1 FTE = 512 contact hours

Curriculum Enrollment by Class Location



Location	2011-12	2012-13	2013-14	2014-15	2015-16	2016-17	2017-18	2018-19
Hamlet Campus	2,812	2,726	2,600	2,522	2,431	2,227	2,119	1,963
Scotland Campus	327	424	355	336	294	366	317	494
St. Andrews	308	322	350	384	266	240	212	151
Online	1,588	1,622	1,650	1,713	1,919	2,128	2,047	2,112
High Schools	-	1	107	50	88	79	35	54

Source: RichmondCC student database

Unduplicated count in each location. Rows do not add up since students take classes at more than one location.

Programs Available to be Completed Solely Online

Degree Level	Program	Program Code
Associate Degree	Accounting and Finance	A25800
	Associate in Arts	A10100
	Business Administration: General Business	A25120GB
	Business Administration: Marketing	A25120MK
	Business Administration: Public Administration	A25120PA
	Criminal Justice Technology	A55180
	Early Childhood Education: Career Track	A55220C
	Early Childhood Education: Licensure Transfer Track	A55220L
	Healthcare Management Technology	A25200
	Information Technology: Cyber Security	A25590A
	Information Technology: Information Technology Support	A25590B
	Information Technology: Information Technology Support-Healthcare	A25590E
	Information Technology: Software and Web Development	A25590C
	School-Age Care	C55450
Diploma	Criminal Justice Technology	D55180
	Early Childhood Education: Special Education	D55220
	Information Technology: Information Technology Support	D25590B
	Information Technology: Information Technology Support	D25590B
	Information Technology: Information Technology Support-Healthcare	D25590E
	Information Technology: Software and Web Development	D25590C
Certificate	Accounting and Finance: Accounting Specialist	C25800A
	Accounting and Finance: Accounting/Bookkeeper	C25800B
	Accounting and Finance: Tax Preparer	C25800D
	Business Administration	C25120
	Business Administration: Entrepreneurship	C25120E
	Business Administration: Marketing	C25120MK
	Business Administration: Project Management	C25120PM
	Business Administration: Public Administration	C25120H
	Criminal Justice Technology: Corrections	C55180C
	Criminal Justice Technology: Law Enforcement	C55180L
	Early Childhood Administration	C55850
	Early Childhood Education	C55220
	Early Childhood Preschool	C55860
	Healthcare Management Technology	C25200
	Infant/Toddler Care	C55290
	Information Technology: A+ Prep	C25590B2
	Information Technology: Computer Programming Specialist	C25590C2
	Information Technology: Cyber Security Technician	C25590A1
	Information Technology: Entry Level Computer Technician	C25590B1
	Information Technology: Entry Level Computer Technician	C25590B1
	Information Technology: Mobile Applications Development Specialist	C25590C3
	Information Technology: Network Management	C25590D1
	Information Technology: Network Management	C25590D1
	Information Technology: Network Management	C25590D1
	Information Technology: Security+ Prep	C25590A2
	Information Technology: Web Development Specialist	C25590C1

Curriculum Fall Enrollment by Primary Program

Program	Fall 2015	Fall 2016	Fall 2017	Fall 2018	Fall 2019
Accounting	33	31	36	32	22
Air Conditioning, Heating, & Refrigeration Technology	25	27	24	26	18
Associate Degree Nursing	106	101	117	120	127
Associate in Arts	647	587	506	473	435
Associate in Engineering		3	4	6	3
Associate in Fine Arts				1	5
Associate in Science	94	106	104	95	89
Business Administration	123	118	85	90	77
Career and College High School	372	485	437	496	625
Computer Engineering Technology	23	16	17	14	7
Computer Information Technology	32	15	1		
Computer-Integrated Machining	11	13	14	13	13
Criminal Justice	101	79	84	52	43
Dialysis Technology	8	19	14	21	19
Early Childhood Administration					1
Early Childhood Education	67	74	73	93	70
Early College High School	348	368	382	393	417
Electric Utility Substation & Relay Technology	91	119	127	133	107
Electrical Systems Technology	15	15	14	16	11
Electrical/Electronics Technology	3				
Electronics Engineering Technology	16	16	13	11	5
General Education	1				
General Occupational Technology	1	1			
Health Information Technology	29	24	4	8	13
Healthcare Business Informatics	4	4	1	1	
Healthcare Management Technology	30	21	23	20	25
Human Services Technology	62	41	48	46	43
Industrial Systems Technology	30	19	26	24	28
Information Technology		35	42	39	41
Lateral Entry	5	3	1		
Mechanical Engineering	21	24	19	14	14
Mechatronics Engineering Technology	8	8	9	14	17
Medical Assisting	141	110	91	74	64
Nonprofit Leadership and Management		1			
Office Administration	21	19	19	18	18
Practical Nursing	17	20	21	23	23
School-Age Care				1	
School-Age Education	11	13	4		
Special Credit	17	37	62	55	55
Therapeutic and Diagnostic Services	9	43	79	116	134
Welding Technology	30	40	33	25	21

Source: NCCCS Data Warehouse and RichmondCC database

Curriculum Graduates by Program

Associate Degree

Program Code	Program Title	2014-15	2015-16	2016-17	2017-18	2018-19
A25100	Accounting	6	9	13	7	9
A25800	Accounting and Finance					2
A35100	Air Conditioning, Heating & Refrigeration Technology	1	5	7	7	8
A45110	Associate Degree Nursing	36	30	28	19	33
A10100	Associate in Arts	96	117	130	149	139
A10500	Associate in Engineering					1
A10400	Associate in Science	33	47	55	81	70
A10400P	Associate in Science -Poultry Science					1
A10400W	Associate in Science-Wingate					1
A25120	Business Administration	16	23	21	5	2
A25120PA	Business Administration - Public Administration				1	1
A25120GB	Business Administration-GB			5	10	14
A40160	Computer Engineering Technology	5	2	4	2	1
A25260	Computer Information Technology	1	2	7		
A25260N	Computer Information Technology	1		2	1	
A55180	Criminal Justice Technology	28	17	23	24	24
A55220	Early Childhood Education	17	10	12	16	13
A55220C	Early Childhood Education					4
A50510	Electric Utility Substation and Relay Technology	15	18	26	27	59
A40200	Electronics Engineering Technology	7	7	4	1	2
A55280	General Occupational Technology			1		
A45360	Health Information Technology	2	2	2		
A25510	Healthcare Business Informatics	2	1	2		
A25200	Healthcare Management Technology	6	2	7	5	5
A45380	Human Services Technology	17	13	11	11	5
A4538D	Human Services Technology/Social Services					3
A50240	Industrial Systems Technology	4	6	2	6	7
A25590A	IT Cyber Security				3	2
A25590C	IT Software and Web Development					3
A25590B	IT Support				4	9
A40320	Mechanical Engineering Technology	2	5	4	3	3
A40350	Mechatronics Engineering Technology				1	2
A45400	Medical Assisting	19	31	24	24	14
A25370	Office Administration	4	2	3	3	3
A55440	School-Age Education	5	3	3	2	
Associate Degree Total		323	352	396	412	440

Diploma

Program Code	Program Title	2014-15	2015-16	2016-17	2017-18	2018-19
D35100	Air Conditioning, Heating, & Refrigeration Technology					1
D50210	Computer-Integrated Machining	2	4	4	7	5
D55180	Criminal Justice Technology - Diploma				1	
D45300	Dialysis Technology (Diploma)	5	2	10	8	13
D55220	Early Childhood Education (Special Education)	1	1		1	5
D50510	Electric Utility Transformer Test Specialist			26	4	4
D35130	Electrical System Technology	1	1	7	2	4
D35220	Electrical/Electronics Technology	4	2	1		
D50240	Industrial Systems Technology	1		1	1	1
D40320	Mechanical Engineering Technology			1		
D45970	Nurse Aide			7	5	16
D45660	Practical Nursing (Diploma)	10	10	10	10	16
D50420	Welding Technology	4	1	16	14	9
	Diploma Total	28	21	83	53	74

Certificate

Program Code	Program Title	2014-15	2015-16	2016-17	2017-18	2018-19
C25100A	Accounting	9	15	30	27	
C25800A	Accounting and Finance					20
C25800B	Accounting and Finance_Bookkeeper					1
C35100C	Air Conditioning Certificate	7	17	11	14	5
C25100B	Bookkeeper Certificate	2	2	4		
C25120E	Bus. Admin. Entrepreneurship Certificate		1	2	1	5
C25120H	Business Administration - Public Administration Track			3	2	1
C25120	Business Administration Cert	7	44	24	21	29
C25120PM	Business Administration Project Management			1	1	
C40160	Computer Engineering Technology			1	2	5
C25260	Computer Information Technology Certificate		14	1		
C50210MP	Computer-Integrated Machining - Machining Technology			4		
C50210	Computer-Integrated Machining Certificate	4	9	4	10	9
C55180C	Criminal Justice Tech - Corrections	1	36	24	16	22
C55180L	Criminal Justice Technology - Law Enforcement		31	24	14	24
C55850	Early Childhood Administration				17	7
C55220	Early Childhood Education	1	6	7	4	4
C55860	Early Childhood Preschool				57	16
C50510	Electric Utility Substation & Relay Technology - BPS			30	55	42
C35130P	Electrical System Technology			1		
C35130	Electrical Systems Technology - Certificate		6	6	4	5
C40200	Electronics Engineering Technology				3	2
C25490	Entrepreneurship	1				
C45360	Health Information Technology- Certificate			10	1	

C25200	Healthcare Management Certificate	2	6	9	4	5
C35100H	Heating Certificate	7	15	9	14	5
C45380G	Human Services /Social Gerontology	8	15	4	3	3
C45380Y	Human Services Technology - At-Risk Youth Tec	12	19	13	9	5
C45380SC	Human Services Technology - Social Services Certificate		1	8	6	6
C45380SA	Human Services Technology - Substance Abuse Certificate		1	2	5	5
C50240	Industrial Systems Certificate		12		6	4
C55290	Infant/Toddler Care (Certificate)	8	14	23	18	15
C25590D2	Information Technology-Network+Prep			9	7	7
C25590C2	IT Computer Programming Specialist Certificate				3	3
C25590A1	IT Cyber Security Technician Certificate				3	3
C25590B1	IT Entry Level Computer Technician Cert			6	7	6
C25590C3	IT Mobile Applications Development Specialist Certificate				1	5
C25590A2	IT Security+ Prep Certificate			8	9	3
C25590C1	IT Web Development Specialist Certificate				1	1
C25590B2	IT-A+PREP Certificate					16
C25590D1	IT-Network Management Certificate			1	7	7
C55430	Lateral Entry (Certificate)	1	3			
C50210M	Machine Technology Certificate		2	5	3	
C40320	Mechanical Engineering Tec - Computer Aided Drafting	1	16	5	8	4
C40350	Mechatronics Engineering Technology - Certificate				4	
C45400	Medical Assisting Certificate	28	51	27	8	25
C45970	Nurse Aide: Therapeutic & Diagnostic Services		38	8	11	16
C25370	Office Administration	4				
C25370R	Office Administration Certificate C25370R		3	6	6	3
C25370MS	Office Administration-Microsoft Office Cert				4	4
C55450	School-Age Care (Certificate)				2	
C50420	Welding Technology	7	14	16	25	9
C50420P	Welding Technology			7		1
	Certificate Total	110	391	353	423	358

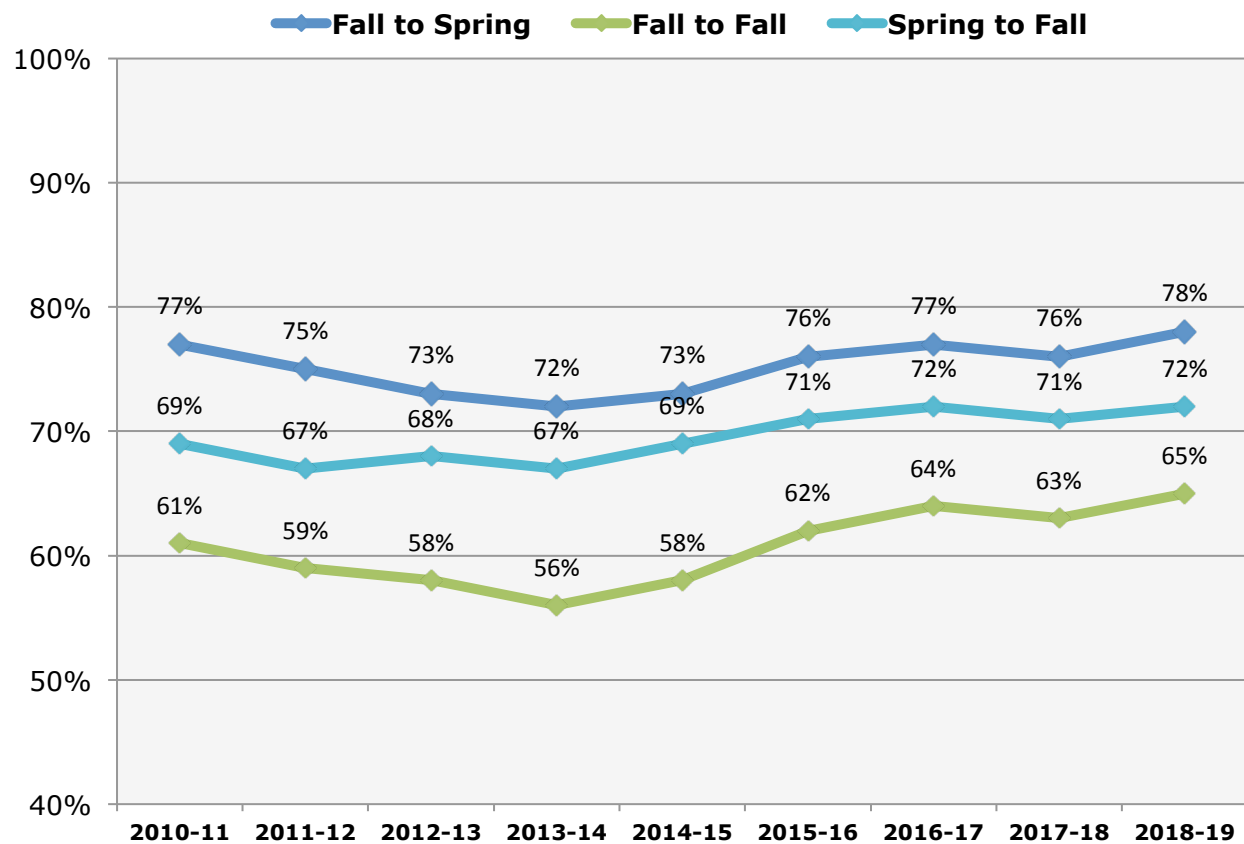
98% of 2018-2019 graduates said they would recommend RichmondCC to others.

56% were employed or accepted to a transfer institution upon graduation.

66% of 2018-19 first-time associate degree graduates completed their degrees within 3 years.

39% of Fall 2016 first-time full-time degree-seeking students completed a program within 150% of the normal time to complete.

Curriculum Retention and Graduation Rate



Source: RichmondCC student database

Career and College Promise, Early College, Special Credit, and Basic Skills Plus students are not included in cohorts.

Count all credentials (degree, diploma and certificate) for completion.

Richmond Community College 2019 NCCCS Performance Measure Results

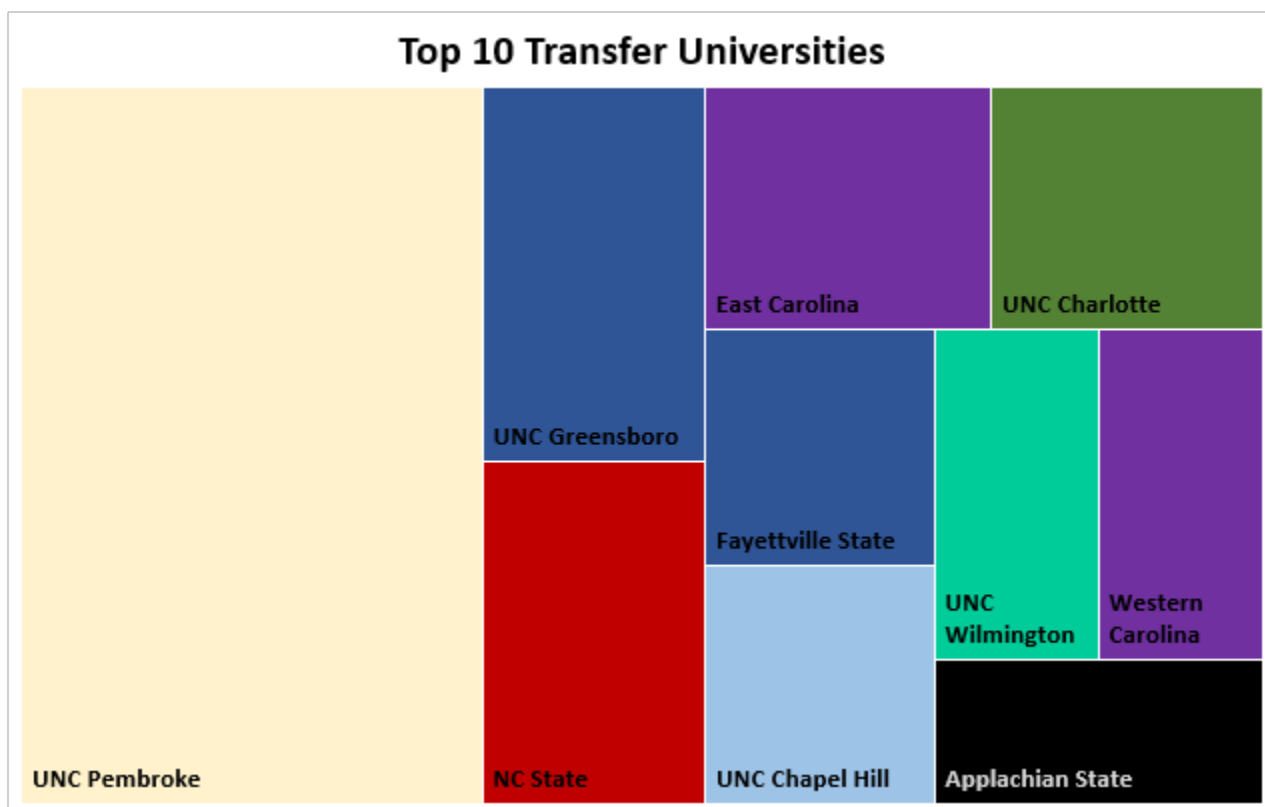
Performance Measure	System Excellence	College Average	System Baseline	RichmondCC Results	RichmondCC Performance
Basic Skills Student Progress	50.6%	41.8%	24.2%	35.7%	Below College Average, Above Baseline Level
Student Success Rate in College-Level English Courses	66.6%	61.0%	40.1%	65.1%	Below Excellence Level Above College Average
Student Success Rate in College-Level Math Courses	46.2%	41.5%	19.5%	58.3%	Met or Exceeded Excellence Level
First Year Progression	71.9%	68.2%	56.6%	72.6%	Met or Exceeded Excellence Level
Curriculum Completion Rate	52.7%	49.3%	34.1%	49.7%	Below Excellence Level Above College Average
Licensure Pass Rate Index	1.07	0.98	0.79	1.01	Below Excellence Level Above College Average
Transfer Performance	89.4%	85.2%	74.4%	79.5%	Below College Average, Above Baseline Level

Richmond Community College 2018 NCCCS Perkins Core Indicators of Performance

Performance Indicator	State Negotiated Level	90% of the State Negotiated Level	RichmondCC Results	RichmondCC Performance
1P1 - Technical Skill Attainment	80.3%	72.2%	76.3%	Below, but within 10% of the State Negotiated Level
2P1 - Credential, Certificate, or Degree Attainment	56.0%	50.4%	79.9%	Met or Exceeded State Negotiated Level of Performance
3P1 - Student Retention or Transfer	76.0%	68.4%	86.6%	Met or Exceeded State Negotiated Level of Performance
4P1 - Student Placement	68.0%	61.2%	78.6%	Met or Exceeded State Negotiated Level of Performance
5P1 - Non-traditional Participation	6.0%	5.4%	11.9%	Met or Exceeded State Negotiated Level of Performance
5P2 - Non-Traditional Completion	14.9%	13.4%	10.5%	More than 10% below the State Negotiated Level of Performance

Career and Transfer Center

- **55%** of Curriculum students utilized Career and Transfer Center (2019 graduate survey)
- **166** students received resume assistance by Career and Transfer Center (2018-2019)
- **159** students received job search assistance by Career and Transfer Center (2018-2019)
- **142** student received college transfer assistance by Career and Transfer Center (2018-2019)
- **92** employers participated in career/job fairs (2018-2019)
- **1,348** people attended career/job fairs (2018-2019)



Four-year universities that RichmondCC Fall 2018 or Spring 2019 students attended in the following year.
Data source: National Student Clearinghouse

Workforce and Economic Development Programs (WED)

See the **Workforce & Economic Development** Link on the College web site at <http://www.richmondcc.edu> for the most current non-credit course schedules.

The Workforce and Economic Development program offers a wide variety of short-term noncredit courses to individuals for career advancement, skill enhancement, and personal enrichment. RichmondCC continues to work with local employers, business / industry partners, and students to create modular training and education courses that result in the attainment of nationally recognized credentials.

College & Career Readiness

- Pre-Placement Testing Support and Review (In-Class and Online)
- High School Equivalency (HSE), Adult High School (AHS), and ESL Courses
- HSE Online using Aztec and Essential Education software
- AHS Online using OdysseyWare® eLearning Software
- Focus on Transitioning Students into a College and/or Career Pathway
- Occupational Transitioning Programming

Occupational & Technical Courses

- Banking Fundamentals
- CEU courses for professionals
- Cloud Computing, Social Media, & Technology
- DMV – Dealer License Renewal
- Forklift Operator
- Income Maintenance Caseworker
- Industrial Maintenance Mechanics
- Injection Molding and Maintenance
- National Center for Construction Education and Research (NCCER) for HFAC, Plumbing, and Electrical
- Notary Public Education
- OSHA 10 & OSHA 30
- Personal Trainer Certification Preparation
- Tile Laying, Flower Arranging, Pet Grooming, Sewing, & other Enrichment Classes
- Truck Driver Training
- Vehicle Safety Inspection

Employability Training & Learning Opportunities

- Employability Skills
- Computer Skills
- Career Readiness/Pathways
- Employee Motivation & Retention
- Economic Literacy
- Career Planning & Assessment
- WorkKeys® Assessments & Workplace Job Profiling

Allied Health

- Certified Nursing Assistant I
- Nursing Assistant Refresher
- EKG Technician
- Medical Billing & Coding
- Medical Administrative Assistant
- Medication Administration
- Pharmacy Technician Pre-Certification
- Phlebotomy

Public Safety & Emergency Services

- Basic Law Enforcement Training
- Detention Officer Certification
- EMT/EMS Certification and Training
- Fire, Police, Detention In-Service Training
- Fire and Rescue Personnel Specialized Training
- Law Enforcement General Instructor Training
- First Aid and CPR
- NIMS Training for Municipalities, Local Governments, and other Institutions
- Public Safety Answering Point (PSAP)
- Emergency Medical Dispatch (EMD)/Emergency Police Dispatch (EPD)/Emergency Fire Dispatch (EFD) Training
- Specialized Police Training and Special Topics Seminars

On-Line Courses

- Ed2Go
- Hybrid & Specialized Course Development
- HSE Review
- Internal RichmondCC Instructor Certification (non-credit faculty)

Cultural Enrichment

- Scuba
- Yoga
- Pet Grooming
- Sewing
- Small Engine Repair
- Piano
- Tile Laying
- Flower Arranging & Enrichment Classes

Youth Learning Opportunities

- Defensive Driving (Alive at 25)
- Summer Camps

Prison (Captive & Co-opted) Programs

Commercial Cleaning, Computer Networking, Electrical Wiring, Food Service, Industrial Sewing, Meineke Automotive Mechanics Certification, and Truck Driver Training

Customized Training for Industry

- Contract Training Options for Local Industries
- Customized Training Program (CTP) Funds for local B&I Projects
- Internship Program

Through Customized Training program, RichmondCC supported retention of **270** jobs and creation of **445** new jobs in 2017-2018.

Small Business Center

Rural Entrepreneurship through Action Learning (REAL)

In 2018-19, the center

- provided free counseling service to **54** clients
- provided **56** seminars for the total of **561** attendees
- supported **4** new business startups
- supported **17** new job creations
- supported **6** job retentions

WORKFORCE & ECONOMIC DEVELOPMENT TUITION, and FEES

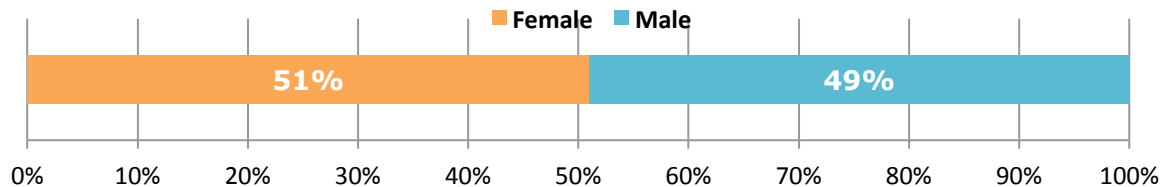
Occupational Courses:		
1-24 hours	\$70.00	Textbooks and/or materials
25-50 hours	\$125.00	Textbooks and/or materials
51+ hours	\$180.00	Textbooks and/or materials
Self-Supporting course	Tuition varies	Textbooks and/or materials

WORKFORCE & ECONOMIC DEVELOPMENT (WED)

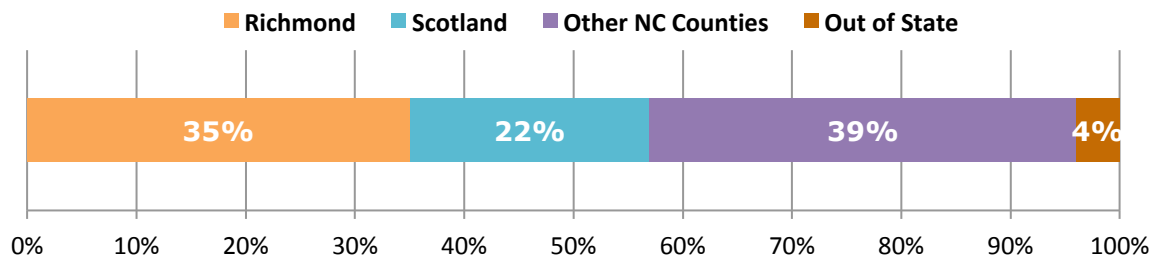
Student Demographics

Fall 2019 (3,496 Unduplicated Count)

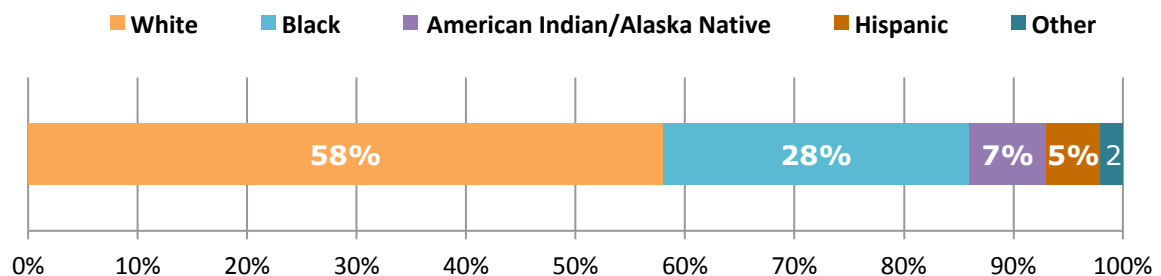
Gender



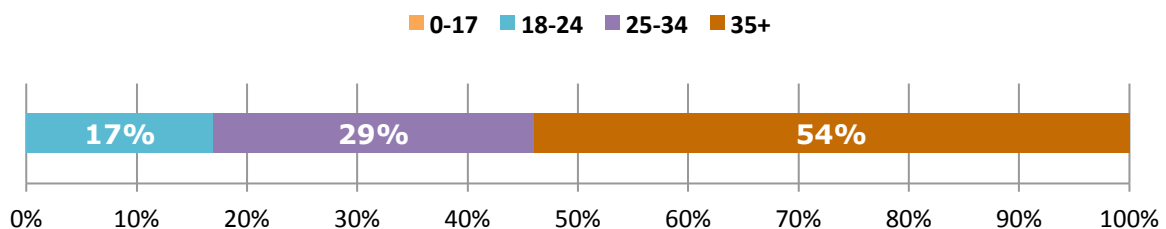
Resident County



Ethnicity

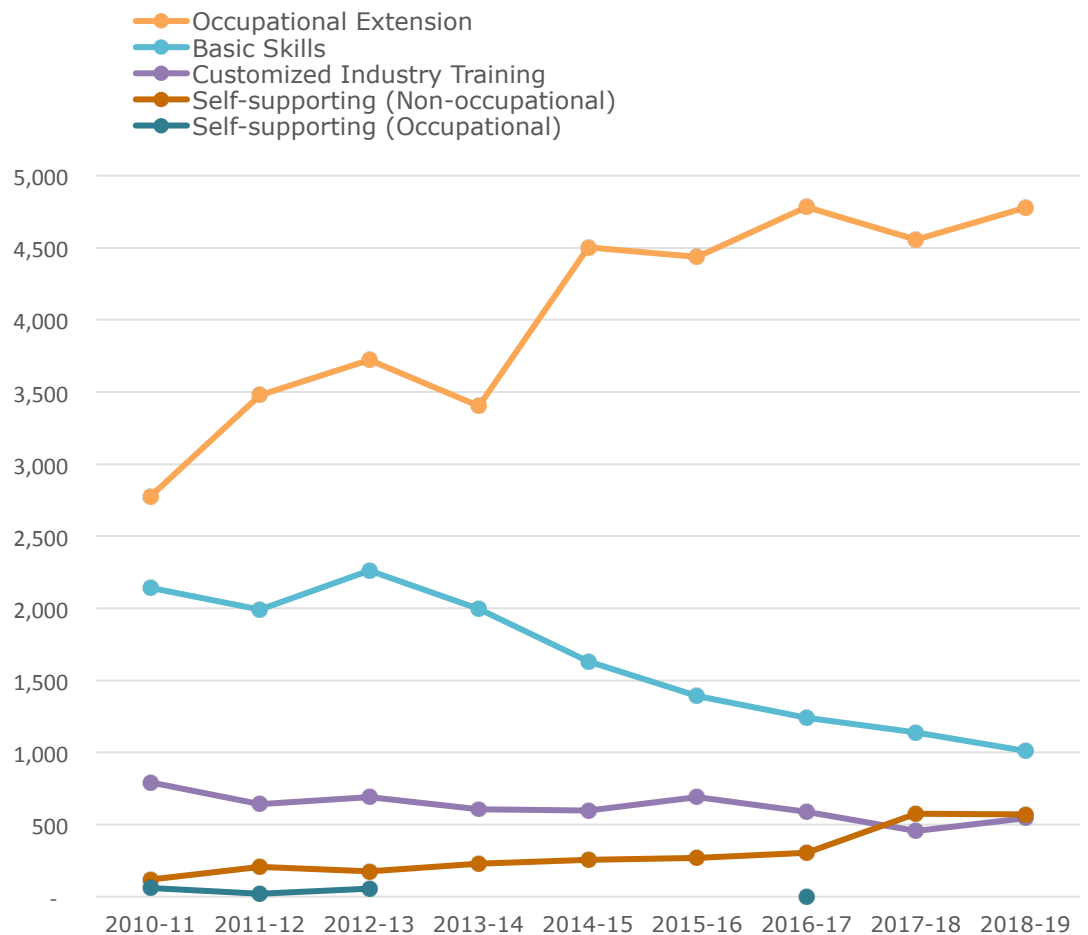


Age



Source: RichmonCC database

Workforce & Economic Development (WED) Headcount

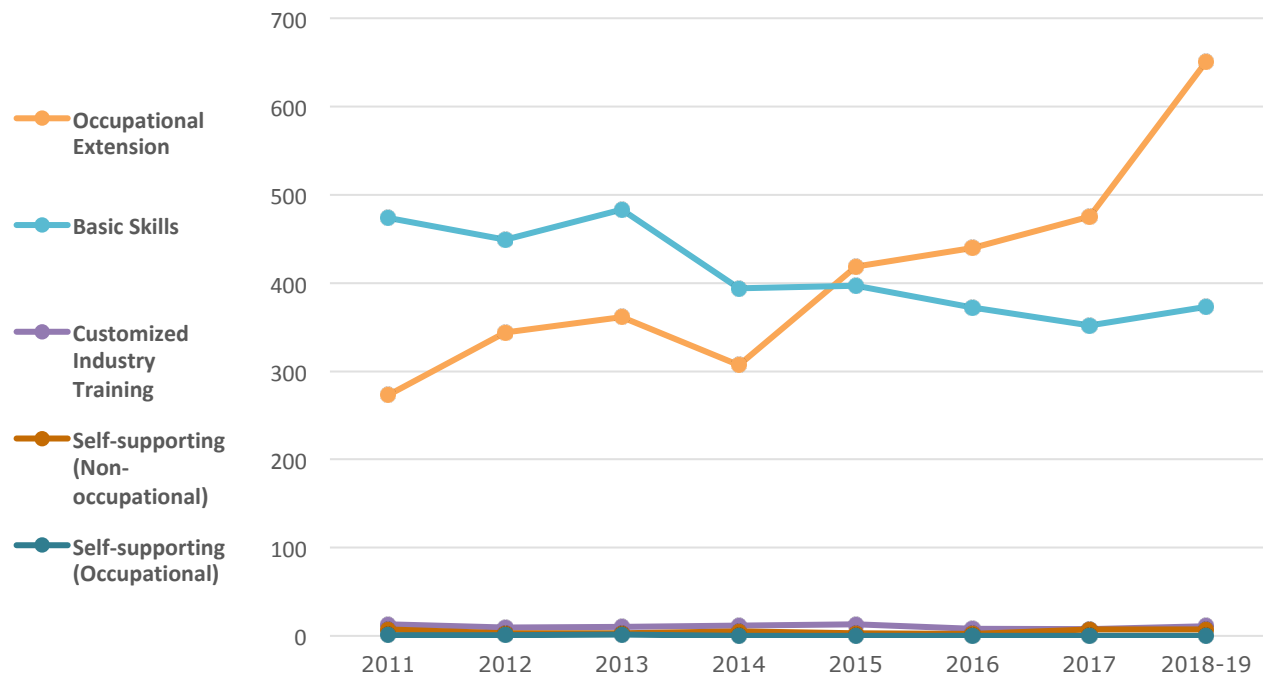


Program	2010-11	2011-12	2012-13	2013-14	2014-15	2015-16	2016-17	2017-18	2018-19
Occupational Extension	2,776	3,478	3,723	3,404	4,504	4,435	4,781	4,556	4,778
Basic Skills	2,143	1,992	2,260	1,994	1,632	1,390	1,240	1,137	1,011
Customized Industry Training	791	643	689	607	596	692	588	456	545
Self-supporting (Non-occupational)	119	206	175	228	254	269	305	576	571
Self-supporting (Occupational)	62	19	56				1		

Source: NCCCS Data Warehouse and RichmondCC student database

Beginning in 2018-19, the system office academic year for enrollment count was changed to “Summer, Fall, and Spring” from “Fall, Spring, and Summer”.

Workforce & Economic Development (WED) FTE (Spring, Summer, and Fall)



Program	2011	2012	2013	2014	2015	2016	2017	2018-19
Occupational Extension	273	344	361	307	419	440	475	651
Basic Skills	474	449	483	394	397	372	352	373
Customized Industry Training	13	9	10	12	13	8	8	11
Self-supporting (Non-occupational)	7	3	3	5	3	2	7	7
Self-supporting (Occupational)	1	0	2	0	0	0	0	0

Source: NCCCS Data Warehouse and RichmondCC student database

1 FTE = 688 contact hours (2011-2017), 512 contact hours (2018-19)

Beginning in 2018-19, the system office academic year for Continuing Education FTE was changed to "Summer, Fall, and Spring" from "Spring, Summer, and Fall".

Adult High School (AHS), General Educational Development (GED), and High School Equivalency (HSE) Completers

Year	AHS	GED/HSE
2017	17	34
2018	17	58
2019	17	45

Source: RichmondCC database

Year = January ~ December

Faculty and Staff Profile (November 2019)

Category	Full-time	Part-time	Total
Faculty	106	109	215
Senior Administration	9	0	9
Professional Staff	47	1	48
Technical Paraprofessional Staff	10	18	28
Support Staff	17	1	18
Service Maintenance Staff	19	17	36
Total	208	146	354

Gender	
Female	58%
Male	42%

Race/Ethnicity	
White	71%
Black	20%
American Indian/Alaska Native	5%
Hispanic	2%
Asian	1%
Multiple	1%

- Curriculum student faculty ratio (2019 Fall): **15:1**
- Percentage of Curriculum sections taught by full-time faculty (2019 Fall): **86%**
- Percentage of Curriculum faculty (both full-time and part-time) with Master's Degree or higher (November 2019): **65%**
- Full-time faculty taking optional professional development per year (2018-2019): **48%**
- Average full-time faculty longevity (November 2019): **8.9** years
- Permanent employee turnover (2018-19): **6.4%**
- Permanent employees taking at least one RichmondCC course (2019): **22%**

Source: NCCCS Staff Information Report and RichmondCC database

Fiscal

2018-19 Revenues and Expenditures		
Total Revenues	\$ 27,641,919	
Total Expenditures	\$ 25,817,737	
Revenue Sources		
State	\$ 16,519,146	64%
Federal	\$ 6,654,219	24%
County	\$ 2,205,223	8%
Other	\$ 2,263,331	8%

*Does not include accumulated depreciation.

Annual Expenditures – State and County Funds

Current Expenses	2017-18	2018-19
Curriculum Instruction	\$8,557,148	\$8,936,407
Occupational Extension	\$1,220,859	\$1,424,630
Basic Skills Instruction	\$1,385,916	\$1,501,325
Small Business & Industrial Training	\$210,134	\$274,474
Institutional Support	\$3,074,942	\$3,611,380
Academic Support	\$1,774,809	\$1,716,892
Student Support	\$1,337,504	\$1,339,207
Maintenance & Grounds	\$1,635,505	\$1,382,044
Total Current Expenses	\$19,196,817	\$20,186,359
Capital Outlay		
Equipment	\$383,136	\$887,966
Books	\$35,650	\$30,896
Total Capital Outlay	\$418,786	\$918,862
Total Expenditures	\$19,615,603	\$21,165,221

Source: RichmondCC Business Office

Grants

Full Portfolio by Primary Focus Area (2018-19)

Primary Focus Area	Total Grant Monies	% of Grant Portfolio
Curriculum Development	\$340,806	61%
Facilities/Equipment	\$200,000	36%
Scholarships	\$18,000	3%
Student Services	\$0	0%
TOTAL	\$558,806	100%

Full Portfolio by Source Type (2018-19)

Source Type	Total Grant Monies	% of Grant Portfolio
Federal	\$339,806	61%
Private	\$19,000	3%
State	\$200,000	36%
TOTAL	\$558,806	100%

Foundation

302 students were awarded institutional scholarships in total of **\$320,426** in 2018-2019.

Facilities

Campus Size (in acres): 160

Richmond County:

Building	Year Constructed	Square Footage
Hugh A. Lee Building	1967	42,628
Janet J. Lindsey-Petris Building	1971	32,985
John E. Forte Annex	1972	1,800
John E. Forte Building	1981	25,009
J. Richard Conder Learning Resources Center	1988	21,349
L. G. & Carrie B. DeWitt Technology Center	1988	12,906
Robert L. & Elizabeth S. Cole Auditorium & Community Center	1999	38,500
Joseph W. Grimsley Health Sciences Building	2006	35,600
Lineman Modular	2018	1,167
James Building	1965	13,932

Scotland County:

Building	Year Constructed	Square Footage
F. Diane Honeycutt Center	2010	19,896
Morgan Center	1971	21,304
Covington Street Building	1956	10,554

Source: RichmondCC Facility Services