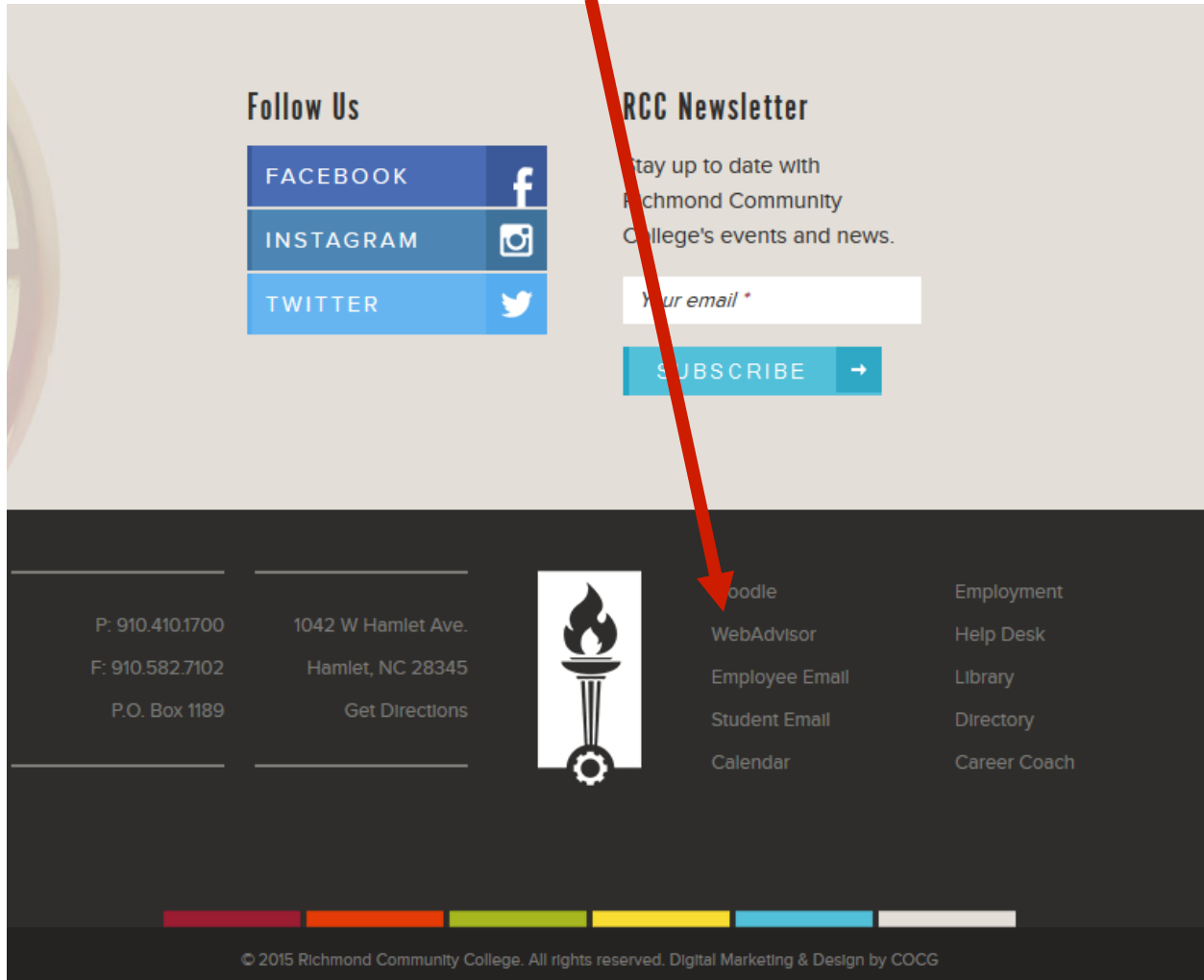
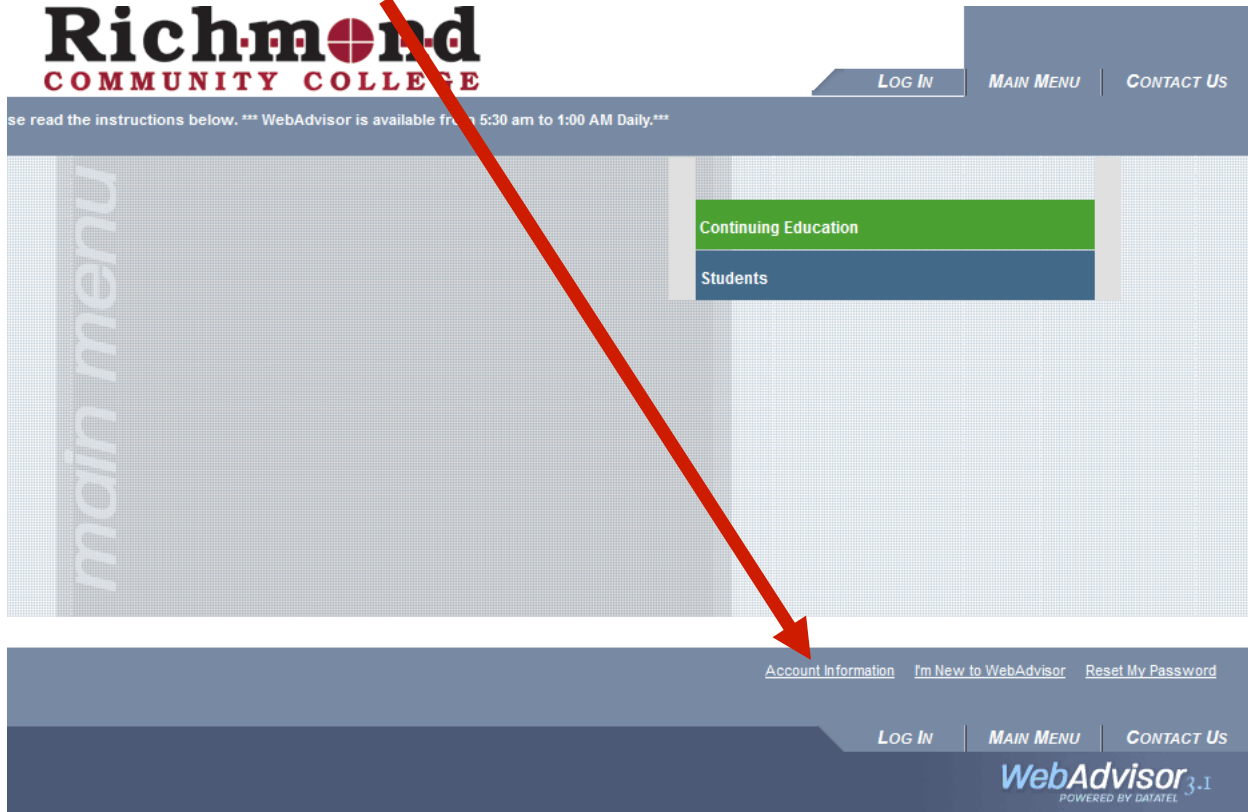


Due to changes in our IT setup we have had to recreate all student user accounts for all RCC services. This change will allow us to have one username and password for all RCC services. Unfortunately this means your username may have changed and your password will need to be reset. Please follow the instructions below to see if your username is different and how to reset your password.

Please go to the RCC website at <http://www.richmondcc.edu> and click on the WebAdvisor link at the bottom of the page.



After the WebAdvisor page opens click on the Account Information link at the bottom right of the page.



Then click on the What's my User ID? link on the next page.



Fill out the What's my User ID? form and click Submit. You will need your SSN or Colleague ID number. Your Colleague ID number is printed on the back of your student ID card.

Richmond
COMMUNITY COLLEGE

LOG IN | MAIN MENU | HELP | CONTACT US

Welcome Guest!

What's my User ID?

In order to retrieve your User ID and/or Password you must fill your last name AND one of the two additional identifying numbers (SSN or Colleague ID) - "Colleague ID" is your student's/employee's ID number.

* = Required

Last Name*

SSN

OR

Colleague ID

SUBMIT

The next page will display your username for all RCC services, including email, moodle, and WebAdvisor. The next step is to click the Reset My Password link on the lower right side of the page.

Richmond
COMMUNITY COLLEGE

LOG IN | MAIN MENU | HELP | CONTACT US

Reset Password" at the bottom right of this screen. It may take a minute for the Reset Password screen to display - please be patient.

Welcome Guest!

Here's Your User ID

rd, please click on the "Reset Password" at the bottom right of this screen. It may take a minute for the Reset Password screen to display - please be patient.


OK

Reset My Password

LOG IN | MAIN MENU | HELP | CONTACT US

WebAdvisor 3.1
POWERED BY DATAEL

Clicking that link will open this page.



Please click on one of the options and follow the instructions to set your password for your account.

Thank you for your patience during this transition to what we hope will be a more convenient and user friendly set of IT services here at RCC!

The RCC Faculty and Staff